

PROGRAM YEAR 2023-2024

NEW ENROLLMENTS

1,138
ADULTS

231

DISLOCATED WORKERS

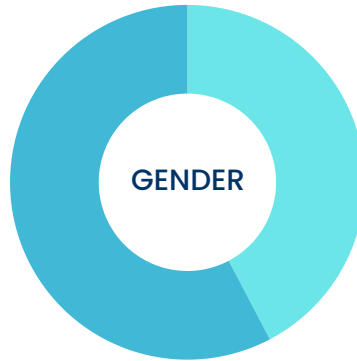
BIPOC REPRESENTATION

81.8%
A/DW PROGRAMS

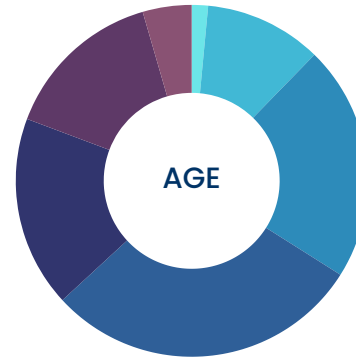
81.4%
SJ CITY RESIDENTS

DEMOGRAPHICS

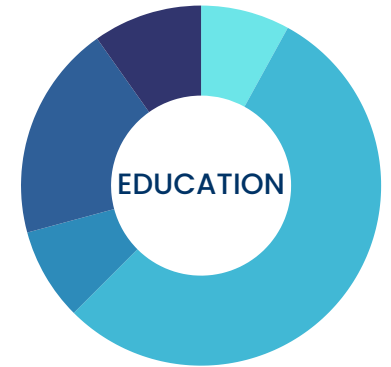
ADULTS



Female	42.3%
Male	57.7%

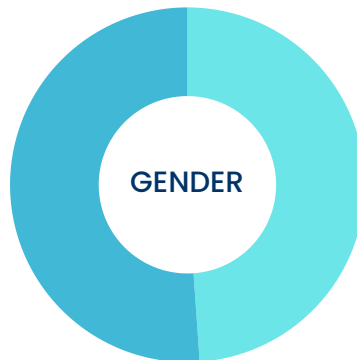


Under 19	1.5%
19-24	10.8%
25-32	21.7%
33-44	29.2%
45-54	17.6%
55-64	14.8%
65 and older	4.5%

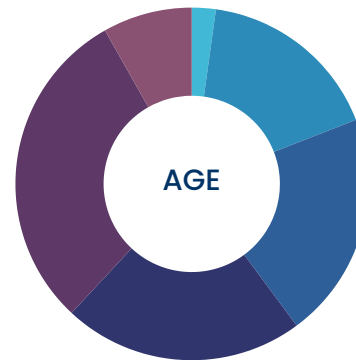


No High School Diploma	8.0%
High School Diploma/GED	54.5%
Associates Degree	8.3%
Bachelor's Degree	19.4%
Advanced Degree	9.8%

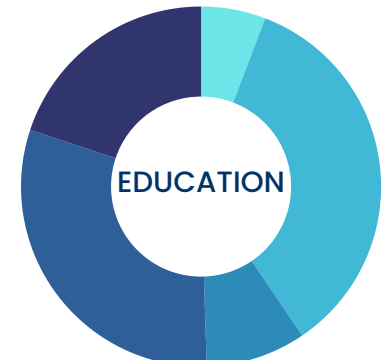
DISLOCATED WORKERS



Female	48.9%
Male	51.1%



Under 19	0.0%
19-24	2.2%
25-32	16.9%
33-44	20.8%
45-54	22.1%
55-64	29.9%
65 and older	8.2%




No High School Diploma	5.8%
High School Diploma/GED	34.7%
Associates Degree	9.0%
Bachelor's Degree	30.6%
Advanced Degree	19.9%

BARRIERS

	ADULT	DISLOCATED
Basic Skills Deficient	110	16
English Learner	43	10
Homeless	147	10
Justice Involved	115	3
Low Income	756	152
Single Parent	125	29
1 Barrier or more	1,138	231
2 Barriers or more	817	171
3 Barriers or more	347	42
4 Barriers or more	114	7
5 Barriers or more	20	0
6 Barriers	2	0

TRAINING SERVICES

Apprenticeship	13	Apprenticeship	3
Cohort (PG&E/TOPS)	102	Cohort (PG&E/TOPS)	4
Occupation (ETPL)	63	Occupation (ETPL)	47
On-the-Job (OJT)	13	On-the-Job (OJT)	0
Workshops (SB 734)	613	Workshops (SB 734)	224



2,394
total A/DW
Metrix online
courses
completed

STATE PERFORMANCE

ADULT

	GOAL	ACTUAL	SUCCESS
Entered Employment - 2nd Quarter	65.0%	68.9%	106.0%
Entered Employment - 4th Quarter	62.0%	71.7%	115.6%
Median Earnings	\$8,800	\$11,401	129.6%
Attainment of Degree or Certificate	65.5%	79.6%	121.5%
Measurable Skills Gain	65.0%	87.2%	134.2%

DISLOCATED

	GOAL	ACTUAL	SUCCESS
Entered Employment - 2nd Quarter	68.0%	68.4%	100.6%
Entered Employment - 4th Quarter	67.0%	70.9%	105.8%
Median Earnings	\$9,800	\$12,034	122.8%
Attainment of Degree or Certificate	72.0%	85.7%	119.0%
Measurable Skills Gain	65.0%	93.6%	144.0%

work²future
opportunity • jobs • success

**PROGRAM YEAR
2023-2024**